



HG068 USER MANUAL

Aquarium Magnet Cleaner Brush



hygger aquarium magnet cleaner brush is designed to function as a scrubber and scraper, suitable for both freshwater and saltwater tanks. Please read this user manual carefully before use and follow the instructions outlined in the manual.



WARNING: Do not use stainless steel blades for acrylic.

1. PRODUCT FEATURES

Super Strong Magnetism: This hygger aquarium magnet cleaner is made of rare earth magnets and has a strong magnetic force, which can firmly attach to the fish tank.

Multi-function: This cleaner can be used as a scrubber or scraper. The black scrubbing pad has hooks, which are made of fabric similar to Velcro, to wipe off soft algae and protect the tank from scratch. Stainless steel and plastic blades can scrape off coral and algae.

Special Blade: The working surface of the stainless steel blade is designed with rounded edges, so it is safe for the fish tank and the user.

Unique Appearance Design: The strong magnetic design and ergonomically curved door handle design make it easy to use.

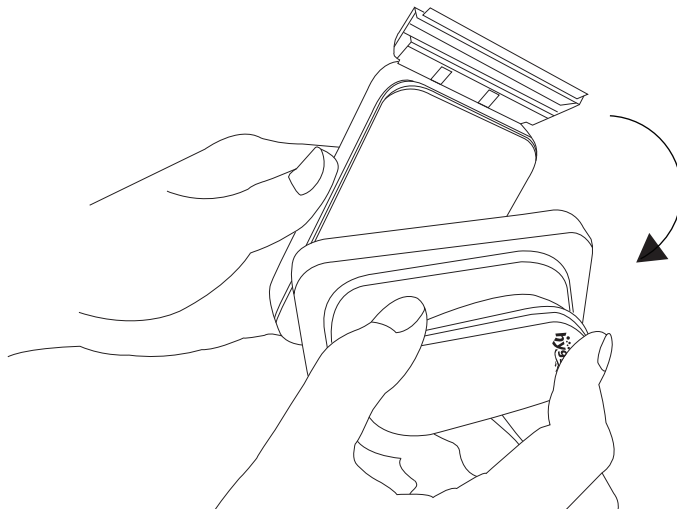
Float Design: Once the magic brush is removed, the magnetic brush will pop up and float on the surface of the aquarium, making it easy to remove without getting your hands wet or disturbing any fish and plants.

Parameter:

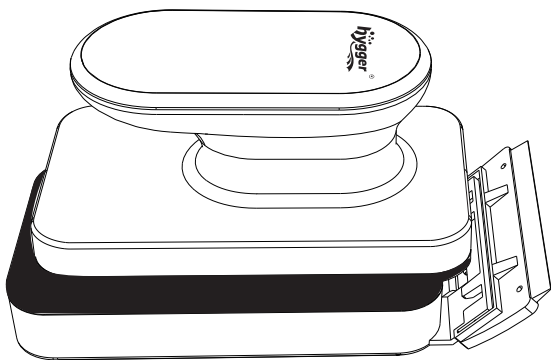
Model	Size	Suitable
HG068-M	11.6x6x7.8cm (4.56" x2.36" x3")	≤1/4"-3/8"thickness
HG068-L	12.6x6.6x8cm (4.96" x2.6" x3.15")	≤2/5"-7/11"thickness

2. METHOD OF APPLICATION

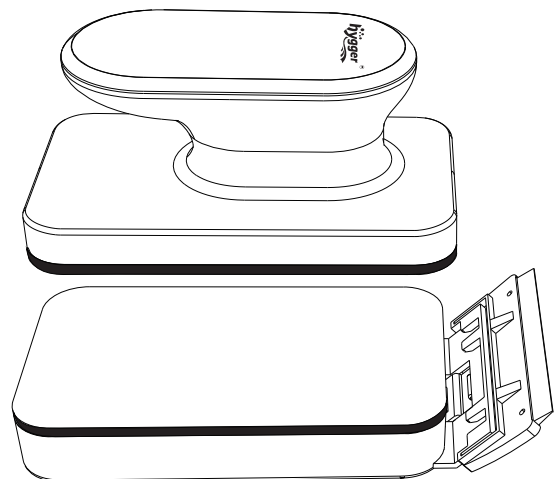
Take out the magnet brush from the packing box and simply rotate it 1/4 turn to separate the cleaner solution. Then place the magic brush in the tank and place the flannel brush at the outside.



Important reminder: Please do not directly put the magic brush and the flannel brush together. Because this product has a strong magnetism, it needs strong external force to separate them when they stick together. After using the cleaner brush, please place the white card in the middle of the cleaner brush to prevent sticking.



No white card

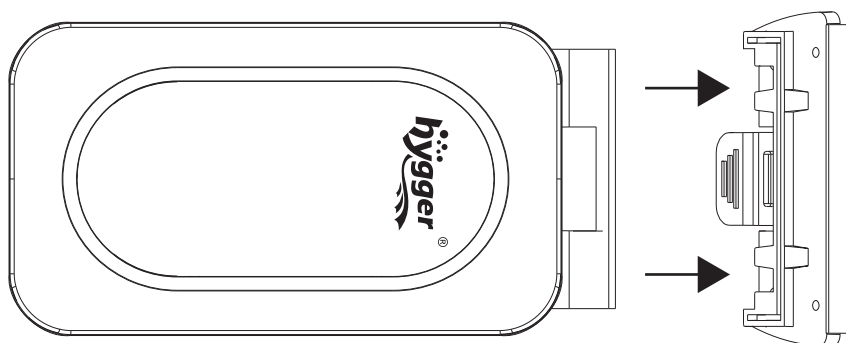


There is a white card

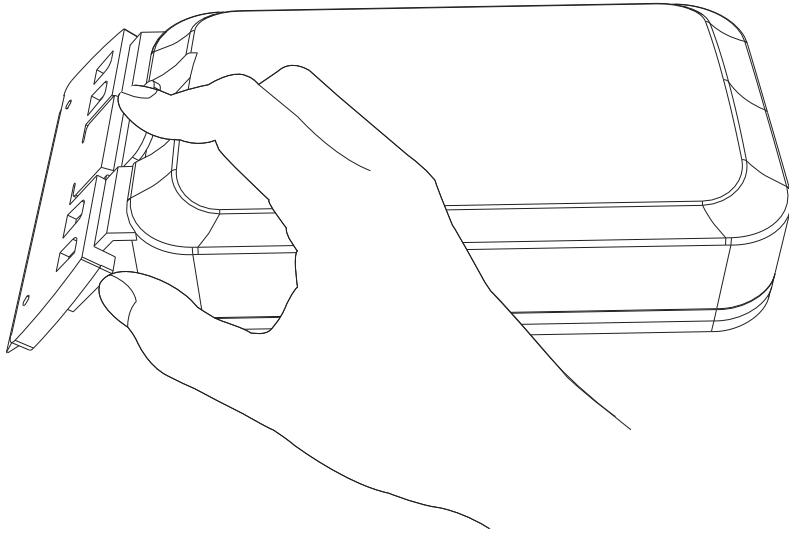


• **Assemble the blade according to the following instructions:**

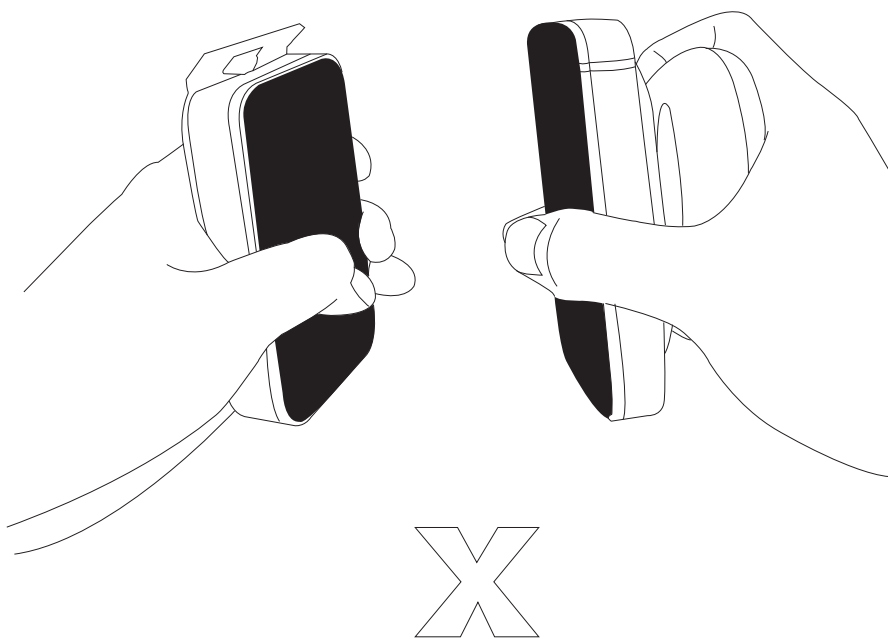
Insert the blade into the slot before use.

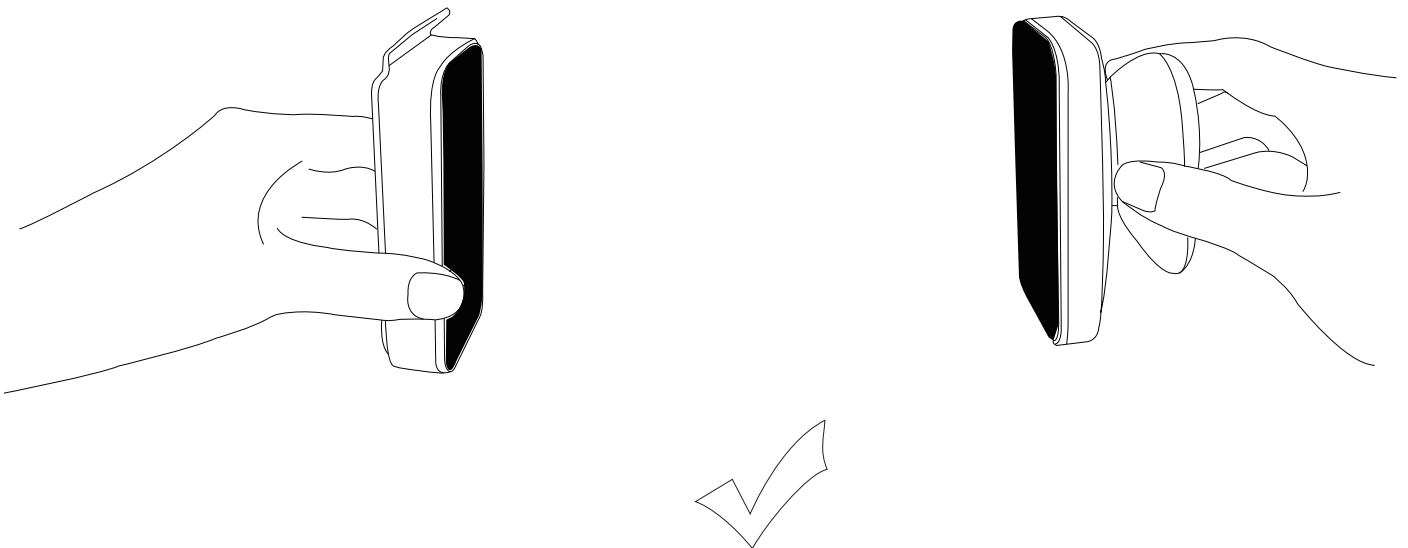
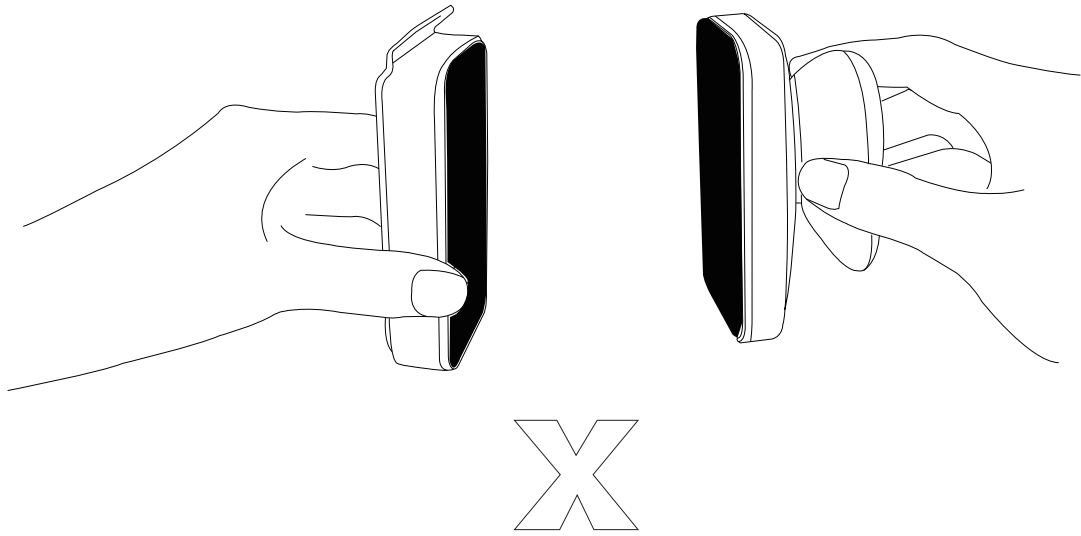


Press down on the card from the back to remove the blade after use.

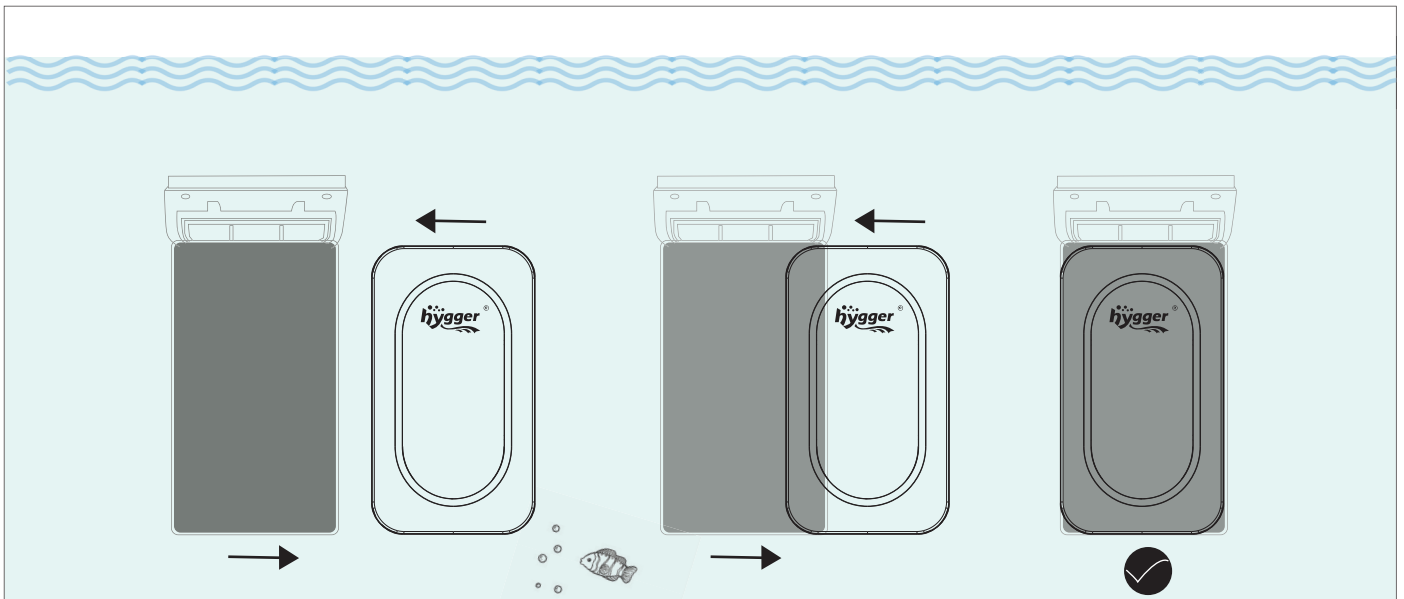


- Do not place your fingers between the magic brush and the flannel brush. If you want to grip the brush, place your fingers on its side while keeping a significant gap between the handle and the black scrubbing pad.





• **Mounting the cleaner to the aquarium:** First, place one piece inside the aquarium and the other piece outside. (Make sure they are away from each other when placed against the glass to avoid damage). It is recommended to place one piece outside first, then slowly slide the other piece inside until they align and the magnet takes effect. Once the magnet is in effect, you can start using the product to clean the glass.



- When not in use, please store the cleaner back in the box.
- Avoid tapping/dropping the device from a high place
- To ensure optimal cleaning results, clean the magnetic brush after each use.
- The two blades are interchangeable and easily replaceable.

3. ATTENTIONS

- Please read this user manual carefully before use and strictly follow the instructions in the manual.
- Be careful when installing and removing the blade, as the blade is very sharp and can cause injury.
- Please have caution with this powerful magnet and do not place your fingers between the two pads.
- Due to the strong magnetic force of the magnet, please keep the magnet cleaner away from children.
- People who wear electronic medical devices such as pacemakers are prohibited from using this product.
- When two magnets are stuck together, insert a hard tool to separate them.
- Please make sure to keep the magnet cleaner away from high temperature that may cause demagnetization.

- Please keep a safe distance from all magnetizable items such as scissors.

4. PACKAGE INCLUDED

1x Magic brush
1x Flannel brush
1x Stainless steel blade
1x Plastic blade
1x User manual

5.DISPOSAL

Do not dispose of this product as unsorted municipal waste. Collection of such waste separately for special treatment is necessary. This product has to be disposed of at an authorized place for the recycling of electrical and electronic appliances rather than being disposed of together with the domestic waste. Collecting and recycling waste is a way of saving natural resources. So, please consult with your local seller to make sure the product is disposed of in an environmentally friendly way.

6. CONTACT INFORMATION

E-mail: service@hygger-online.com

Website: www.hygger-online.com